



RUSHIL

DECOR LIMITED

WE'LL MAKE IT

RDL/073/2025-26

Date: 10.11.2025

To,
National Stock Exchange of India Ltd.
Exchange Plaza,
Bandra – Kurla Complex,
Bandra (E), Mumbai – 400 051
NSE EQUITY SYMBOL: RUSHIL

To,
BSE Limited
Phiroze Jeejeebhoy Towers,
Dalal Street,
Mumbai- 400 001
SCRIP CODE: 533470

ISIN: INE573K01025

Dear Sir / Madam,

Sub: Intimation on publication of Unaudited Standalone and Consolidated financial results in the newspapers

Pursuant to Regulation 47(1) of SEBI (Listing Obligations and Disclosure Requirements) Regulations, 2015, please find enclosed herewith newspaper advertisement published in newspapers: Business Standard (English) and Jai Hind (Gujarati) about the Extract of Unaudited Standalone and Consolidated Financial Results for the Quarter ended on 30th September, 2025.

The same is also available on the website of the Company at www.rushil.com

This is for your information and record.

Thanking you,

Yours Faithfully,

For, Rushil Decor Limited,

Hasmukh K. Modi
Company Secretary

Encl.: Newspaper advertisement of Financial Results





GPT HEALTHCARE LIMITED

Registered Office: GPT Centre, JC-25, Sector - III, Salt Lake, Kolkata - 700 106
CIN : L70101WB1989PLC047402, Website: www.ilshospitals.com
Email: ghl.cosec@gptgroup.co.in, Phone - 033 - 4050 7000

Extract of Unaudited Financial Results for the Quarter and Half year ended September 30, 2025

(₹ in lakhs)

Particulars	Quarter ended	Year to date	Quarter ended
	30.09.2025	30.09.2025	30.09.2024
	Unaudited	Unaudited	Unaudited
1 Total Revenue from operations	11,890.80	22,601.66	10,566.28
2 Net Profit before tax from ordinary activities	1,506.94	2,618.30	2,068.80
3 Net Profit after tax from ordinary activities	1,060.44	1,828.62	1,482.11
4 Total Comprehensive Income	1,059.25	1,826.24	1,482.52
5 Equity Share Capital of face Value of ₹ 10/- each	8,205.48	8,205.48	8,205.48
6 Earnings per equity share (of ₹ 10 each) [not annualised]*			
Basic & Diluted	1.29*	2.23*	1.81*

Notes:

- The above is an extract of the detailed format of Financial Results for the quarter ended September 30, 2025 filed with the Stock Exchanges under Regulation 33 of the SEBI (Listing Obligations and Disclosure Requirements) Regulations, 2015. The full format of the Financial Results for the quarter ended September 30, 2025 are available on the Stock Exchange websites (www.bseindia.com and www.nseindia.com) and on the Company's website www.ilshospitals.com.
- The Board of Directors declared an Interim Dividend of 10% i.e ₹ 1/- per equity share of ₹ 10/- each fully paid up. The Company has fixed November 14, 2025, as the Record Date for the purpose of determining shareholders entitled to receive the said Interim Dividend.
- There are no extra ordinary items during the above periods.



For and on behalf of Board of Directors
Sd/-
Dr. Om Tantia
Chairman and Managing Director
DIN: 00001342

Place : Kolkata
Date : November 08, 2025



CORPORATE OFFICE,
RECOVERY DEPARTMENT,
254-260, AVVAI SHANMUGAM SALAI,
ROYAPETTAH, CHENNAI - 600014

SALE OF NON PERFORMING FINANCIAL ASSETS

It is proposed to put on sale of Non-Performing Financial Assets of the Bank on individual / pool basis to the eligible purchasers, in terms of the guidelines issued by RBI. Proposal from interested ARCs / Banks / NBFCs / FIs are invited. For more details and to peruse the proposal for sale, please visit our website <https://indianbank.bank.in> or contact The Assistant General Manager, Recovery Department, Corporate Office, Chennai, at the address given above. (Land Line **044-28134580, 28134576**). The proposal for sale will be ported in our Bank's Website.

Deputy General Manager (Recovery)



CIN: L17111TZ1994PLC004929
Regd. Office : 3-A, B-Block, Pioneer Apartments, 1075-B, Avinashi Road, Coimbatore- 641 018. Telephone No : (0422) 2249038
Website: www.lambodharatextiles.com ; Email: cs@lambodharatextiles.com

SPECIAL WINDOW FOR RE-LODGE MENT OF TRANSFER REQUESTS OF PHYSICAL SHARES


Pursuant to SEBI Circular No. SEBI/HOMIRSD/MIRSD-PoD/P/CIR/2025/97 dated July 2, 2025, shareholders are hereby informed that a Special Window has been opened for a period of six (6) months, from July 7, 2025, to January 6, 2026, for the re-lodgement of transfer requests for physical share certificates.

This facility is applicable to transfer deeds lodged prior to April 1, 2019, which were rejected, returned or not attended due to deficiency in documents, process, or otherwise. The shares re-lodged for transfer will be processed only in dematerialised form during this window period.

Shareholders who missed the earlier deadline, may now avail this opportunity by submitting the requisite documents to the Company's Registrar and Share Transfer Agent at MUFJ Intime India Private Limited (Formerly Link Intime India Private Limited), Surya 35, Mayflower Avenue, Behind Senthil Nagar, Sowripalayam Road, Coimbatore - 641026, Tamil Nadu, India. Phone: 0422-2314792, 2539835, 2539836, Email: coimbatore@in.mps.mufj.com.

For Lambodhara Textiles Limited
Sd/-
Bosco Giulina
Whole-Time Director
DIN: 01898020

08-11-2025
Coimbatore



Regd Off: 2-91/14/8/PIL/10&11, 7th Floor, whitefields, Kondapur, Serilingampally, K.V Ranga Reddy Dist, Hyderabad 500084, Telangana, India. Tel: +91 40 41923108,
Email: corporatecommunications@pennarindia.com; Website: www.pennarindia.com

Extract of Unaudited consolidated Financial Results for the Quarter and Half year ended 30th September 2025

(Rs. in Lakhs)

Sl. No.	Particulars	Quarter ended	Half year ended	Quarter ended
		30-Sep-25	30-Sep-25	30-Sep-24
		Unaudited	Unaudited	Unaudited
1	Total income from operations	91,960	1,77,360	75,353
2	Net Profit / (Loss) after tax	3,216	6,424	2,687
3	Total Comprehensive Income (includes Net Profit and Other Comprehensive Income net of tax)	4,068	7,252	2,764
4	Paid up Equity Share Capital	6,747	6,747	6,747
5	Earnings Per Share (EPS) (of Rs. 5/- each) Basic and Diluted Earnings (Rs.) (not annualised)	2.39	4.76	1.99

Notes:


- The above Consolidated financial results are reviewed and recommended by the Audit Committee at their meeting held on November 07, 2025 and approved by the Board of Directors at their meeting held on November 08, 2025.
- Key Standalone financial information is given below.

(Rs. in Lakhs)

Particulars	Quarter ended	Half year ended	Quarter ended
	30-Sep-25	30-Sep-25	30-Sep-24
	Unaudited	Unaudited	Unaudited
Income from operations	71,710	1,37,942	60,480
Profit before tax	3,229	6,024	3,042
Profit after tax	2,569	4,828	2,266


Notes:

- Previous period/year figures have been regrouped/reclassified wherever necessary, to confirm to the current period/year classification.
- The above is an extract of the detailed format of quarterly financial results filed with stock exchange under regulation 33 of SEBI (Listing obligation and disclosure requirements) regulation 2015. The full format of the quarterly financial results is made available on the company's website viz www.pennarindia.com and website of BSE (www.bseindia.com) and NSE (www.nseindia.com).



By order of the Board
Aditya N Rao
Vice-Chairman & Managing Director

Place : Hyderabad
Date : 08.11.2025



RUSHIL DECOR LIMITED

Regd. Office: S. No.149, Near Kalyanpura Patia, Vill. Itla, Gandhinagar Mansa Road, Tal. Mansa, Dist. Gandhinagar -382845, Gujarat, India
Corporate Office: Rushil House, Near Neelkanth Green Bungalow, Off. Sindhu Bhavan Road, Shilaj, Ahmedabad-380059, Gujarat, India.
Ph.: +91-079-61400400
E-mail : ipo@rushil.com Website : www.rushil.com
CIN : L25209GJ1993PLC019532

Extract of Unaudited Financial Results for the Quarter ended 30th Sept, 2025

(₹ in Million, except per share data)

Particulars	Consolidated				
	Quarter ended Sep 30,2025 (Unaudited)	Quarter ended June 30,2025 (Unaudited)	Quarter ended Sep 30,2024 (Unaudited)	Half year ended Sep 30,2025 (Unaudited)	Half year ended Sep 30,2024 (Unaudited)
Total income from operations	2362.82	1795.99	2315.15	4158.80	4,599.85
Net Profit / (Loss) for the period (before Tax, Exceptional and/or Extraordinary Items)	75.29	(185.29)	154.05	(110.00)	320.07
Net Profit / (Loss) for the period before Tax (after Exceptional and/or Extraordinary Items)	75.29	(185.29)	154.05	(110.00)	320.07
Net Profit / (Loss) for the period after tax (after Exceptional and/or Extraordinary Items)	51.30	(140.69)	113.89	(89.39)	237.83
Total Comprehensive Income for the period [Comprising Profit / (Loss) for the period (after tax) and Other Comprehensive Income (after tax)]	51.45	(140.54)	113.73	(89.09)	237.50
Equity Share Capital	293.42	293.42	274.92	293.42	274.92
Reserves as shown in the Audited Balance Sheet of the previous year					
Earnings Per Share (of ₹ 1/- each) (Not Annualised)					
1. Basic :	0.19	(0.49)	0.42	(0.31)	0.88
2. Diluted :	0.19	(0.49)	0.38	(0.31)	0.79

Note:

- The above is an extract of the detailed format of Quarterly/Annual Financial Results filed with the Stock Exchanges under Regulation 33 of the SEBI (Listing Obligations and Disclosure Requirements) Regulations, 2015. The full format of the Quarterly/Annual Financial Results are available on the Stock Exchange websites viz. www.bseindia.com and www.nseindia.com and also on the company's website www.rushil.com.
- The above unaudited standalone and consolidated financial results for the quarter ended September 30, 2025 have been prepared in accordance with Indian AS as prescribed under section 134 of the Companies Act, 2013.
- The Company raised the funds by way of issue of Convertible Warrants on Preferential Basis to the Promoter Group and Non-Promoters in the board meeting held on October 26, 2023 and the same was approved in the Extraordinary General Meeting held on November 18, 2023. On December 23, 2023, the Company allotted 41,30,000 Convertible Warrants at an issue price of Rs. 297/- per warrant to Promoter Group and Non-Promoters as approved by the general body and in terms of the In-Principle approval accorded by the exchanges on December 12, 2023. Further, the equity shares of the Company were sub-divided from 1 share of Rs. 10 each to 10 shares of Rs. 1 each having record date August 09, 2024. During the previous quarter, the company received an amount of Rs 147.02 Million. The Company has received total amount of Rs 930.35 Million till September 30, 2025.
- The Utilisation of the Net Proceeds towards the Objects of the Preferential issue through Convertible Warrants is summarised below:

Particulars	Amount to be funded from the Net Proceeds (₹ in Million)	Amount incurred till 30.09.2025 (₹ in Million)
Decorative laminates including bigger size (Jumbo size) laminates manufacturing Project at Mansa	900.00	773.20
Working Capital Margin Requirement	100.00	-
MDF Plant & Machinery as well as Civil Work for existing MDF Manufacturing Plants	100.00	95.30
General Corporate Purpose	126.61	33.70
Total	1226.61	902.20


5) Extracts of unaudited standalone financial results for quarter ended and half year ended September 30, 2025 (₹ in Million)

Particulars	Quarter ended 30.09.2025 (Unaudited)	Half year ended 30.09.2025 (Unaudited)	Quarter ended 30.09.2024 (Unaudited)
Total income from operations	2338.83	4116.09	2297.16
Net Profit for the Period before taxes	83.65	(97.72)	156.05
Net Profit for the Period after taxes	59.73	(77.09)	116.01

6) During the reporting quarter ended September 30, 2025, the Company recognized a foreign exchange loss of INR 17.08 million and for half yearly ending September 30, 2025, Company recognized foreign exchange loss of INR 74.17 million, primarily on account of the revaluation of its ECA loan in EURO. This loss was driven by an adverse movement in the EURO-INR exchange rate. This has been recorded under other expenses as foreign exchange fluctuation loss in the financial results.


7) The full format of the Quarterly Financial Results are available on the Stock Exchange websites viz www.bseindia.com and www.nseindia.com and also on the company's website www.rushil.com/investor_relationship. The result can also be accessed by scanning the QR code provided below.

8) Previous period figures have been re-arranged / re-grouped wherever necessary.




For, Rushil Décor Limited
Krupesh G. Thakkar
Chairman
DIN:01059666

Place: Ahmedabad
Date: November 08, 2025



VIR

LAMINATE | MDF | PVC | PLY



CIN : L51900GJ1980PLC065554
Registered Office : Survey No.364 / 366,
At & PO : Rania, Taluka : Savli, Dist : Vadodara - 391 780.
Email : investors@shaily.com Website : www.shaily.com

Extract of Unaudited Consolidated Financial Results for the Quarter and Half Year ended September 30, 2025

(₹ in Lakhs)

Sr No	Particulars	3 months ended	Half Year ended	Corresponding	Year ended
		30/09/2025	30/09/2025	3 months ended	31/03/2025
		(Unaudited)	(Unaudited)	30/09/2024 in the previous year (Unaudited)	(Audited)
1	Total Income from Operations	25,893.66	50,772.08	19,304.74	78,911.85
2	Net Profit / (Loss) for the period (before Tax, Exceptional and Extraordinary items)	6,569.72	12,077.83	2,653.12	11,927.53
3	Net Profit / (Loss) for the period before tax (after Exceptional and Extraordinary items)	6,569.72	12,077.83	2,653.12	11,927.53
4	Net Profit / (Loss) for the period after tax (after Exceptional and Extraordinary items)	5,125.16	9,237.43	2,192.30	9,311.90
5	Total Comprehensive Income for the period after tax	5,298.74	9,624.67	2,175.69	9,131.30
6	Equity Share Capital	919.10	919.10	917.35	919.10
7	Reserves excluding Revaluation Reserves as per Audited Balance Sheet of the previous accounting year	-	-	-	53,849.68
8	Earnings Per Share (of ₹ 2/- each) (for continuing and discontinued operations)				
	Basic (₹)	11.15	20.10	4.78	20.29
	Diluted (₹)	11.12	20.04	4.77	20.23


Extract of Unaudited Standalone Financial Results for the Quarter and Half Year ended September 30, 2025

(₹ in Lakhs)

Sr No	Particulars	3 months ended	Half Year ended	Corresponding	Year ended
		30/09/2025	30/09/2025	3 months ended	31/03/2025
		(Unaudited)	(Unaudited)	30/09/2024 in the previous year (Unaudited)	(Audited)
1	Total Income from Operations	23,789.23	46,508.59	18,058.02	74,555.06
2	Net Profit / (Loss) for the period (before Tax, Exceptional and Extraordinary items)	5,489.20	10,314.79	1,807.22	9,465.81
3	Net Profit / (Loss) for the period before tax (after Exceptional and Extraordinary items)	5,489.20	10,314.79	1,807.22	9,465.81
4	Net Profit / (Loss) for the period after tax (after Exceptional and Extraordinary items)	4,103.16	7,700.26	1,346.39	7,091.01
5	Total Comprehensive Income for the period after tax	4,176.60	7,684.19	1,135.94	6,753.41
6	Equity Share Capital	919.10	919.10	917.35	919.10
7	Reserves excluding Revaluation Reserves as per Audited Balance Sheet of the previous accounting year	-	-	-	48,702.75
8	Earnings Per Share (of ₹. 2/- each) (for continuing and discontinued operations)				
	Basic (₹)	8.93	16.76	2.94	15.45
	Diluted (₹)	8.90	16.70	2.93	15.40

Notes:

- The above financial results have been reviewed by the Audit Committee and approved by the Board of Directors of the Company in their respective meetings held on November 8, 2025. The Statutory Auditors of the Company have carried out Limited review of the said results.
- The above financial results of the Company have been prepared in accordance with the recognition and measurement principles laid down in Indian Accounting Standard 34 "Interim financial reporting" (Ind AS 34) prescribed under Section 133 of the Companies Act, 2013 (the "Act") read with relevant rules issued thereunder, other accounting principles generally accepted in India and in compliance with Regulation 33 of the Securities and Exchange Board of India (Listing Obligations and Disclosure Requirements) Regulations 2015 (Listing Regulations), as amended.
- During the year ended March 31, 2025, the Company has allotted 87,583 equity shares (quarter ended March 31, 2025 2,416 equity shares) of ₹ 2/- each to the option granted upon exercise of Option under the Company's ESOP Plan 2019. Pursuant to this allotment, the paid up equity share capital of the Company has increased from 45,867,510 equity shares of ₹ 2/- each to 45,955,093 equity shares of ₹ 2/- each.
- In accordance with 'Ind AS 108 - Operating Segments', the Company operates in one business segment i.e. 'Manufacturing of customised components of plastic and other materials'.
- The consolidated financial results of the company include information of wholly owned subsidiaries Shaily Innovations Limited (formerly known as Shaily (UK) Ltd) and Shaily Innovation FZCO for quarter ended September 30, 2025.
- During the year, the Company has invested AED 100,000 in its wholly owned subsidiary in Dubai, viz., Shaily Innovations FZCO (on 28th June'25).
- The above is an extract of the detailed format of Financial Results filed with the Stock Exchange under Regulation 33 of the SEBI (Listing Obligations and Disclosure Requirements) Regulations, 2015. The full format of the Quarterly Financial Results are available on the Company website i.e. www.shaily.com and the Stock Exchange website i.e. www.bseindia.com and www.nseindia.com.
- The same can be accessed by scanning the QR Code provided below.



For and on behalf of the Board of Directors
For Shaily Engineering Plastics Limited
Sd/-
Mahendra Sanghvi
Executive Chairman
DIN : 00084162

Place : Vadodara
Date : November 08, 2025

